








VINCENT SHEPPARD



Frida collection


Product data sheet



FRIDA

frame	teak
frame finish	untreated teak / brushed black stained
rope	polypropylene rope
rope colour	anthracite / onyx black / dune white / dark green
glides	white nylon / black nylon

FRAME FINISH



ROPE COLOURS



CUSHION

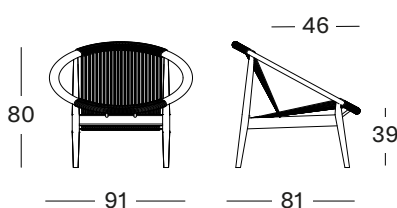
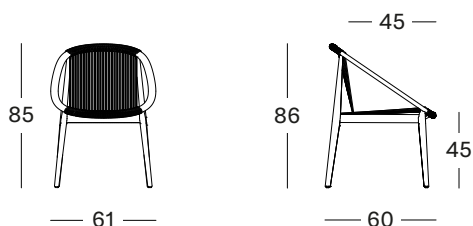
foam	dining chair - seat:	2 cm polyether foam
	lounge chair - seat + back:	2 cm polyether foam
removable	dining chair:	yes
	lounge chair:	no
fabrics	see fabric data sheet for more info	

PROTECTIVE COVERS

We recommend using protective covers only on **dry teak furniture**.

dining chair	PC001
lounge chair	PC008

DIMENSIONS



CERTIFICATION

EN 161392013AC 2013	seat strength test non-domestic
---------------------	---------------------------------

IN THIS COLLECTION

FRIDA	ITEM CODE	FINISH	PACKAGE DIMENSION (cm/inch)		CBM (m³/ft³)		GROSS-WEIGHT (kg/lb)	
dining chair untreated teak	GD250W002S026	anthracite rope	66 x 64 x 89	26 x 25 x 35	0,38	13.3	10	21,9
dining chair untreated teak	GD250W002S045	dune white rope	66 x 64 x 89	26 x 25 x 35	0,38	13.3	10	21,9
dining chair untreated teak	GD250W002S050	dark green rope	66 x 64 x 89	26 x 25 x 35	0,38	13.3	10	21,9
lounge chair brushed teak black	GC250W006S034	onyx black rope	92 x 83 x 83	36 x 33 x 33	0,63	22,4	16,5	36,3
lounge chair untreated teak	GC250W002S026	anthracite rope	92 x 83 x 83	36 x 33 x 33	0,63	22,4	16,5	36,3
lounge chair untreated teak	GC250W002S045	dune white rope	92 x 83 x 83	36 x 33 x 33	0,63	22,4	16,5	36,3
lounge chair untreated teak	GC250W002S050	dark green rope	92 x 83 x 83	36 x 33 x 33	0,63	22,4	16,5	36,3

MAINTENANCE AND CARE

TEAK

Daily care

Use a moist towel or sponge with a mild solution of water and natural, non-aggressive soap.

Stubborn stains

If your furniture is stained, consider one of the following options:

- Grease spots have appeared on the furniture**
 This is a natural feature of the wood and grease spots should gradually disappear after being exposed to sunlight. However, should you wish to remove these blemishes, we recommend using a degreasing agent and gentle scrubbing with a brush. Rinse off with clean water.
- The furniture has developed mildew spots or black blemishes**
 This is usually the result of rainwater or sometimes sap dripping from the leaves of trees onto the wood leaving dark marks and spots. Ideally, we recommend the furniture is not placed under trees. However, these marks can be removed by lightly sanding with fine sandpaper.
- You spilled wine or something else leaving persistent stains**
 For wine and other stains, we recommend using a weak solution of bleach and water combined with a dishwashing agent to wipe the area clean.

POLYPROPYLENE ROPE

Another material used for our all-weather furniture, is rope. Our rope is made of polypropylene fibres or acrylic. Just like our other synthetic materials, the rope is designed to withstand any weather condition and can be left outside all year long.

For maintaining your rope furniture, we recommend using the fabric and upholstery protector to give optimal stain resistance.

To clean spots on the rope, we suggest applying a mist of soapy water with a spray bottle and then work the solution into the rope with a soft cloth by patting or rubbing lightly. Rinse the solution thoroughly and then blot excess moisture from the rope using a soft cloth and allow air-drying.

Never use a high-pressure hose on acrylic rope.