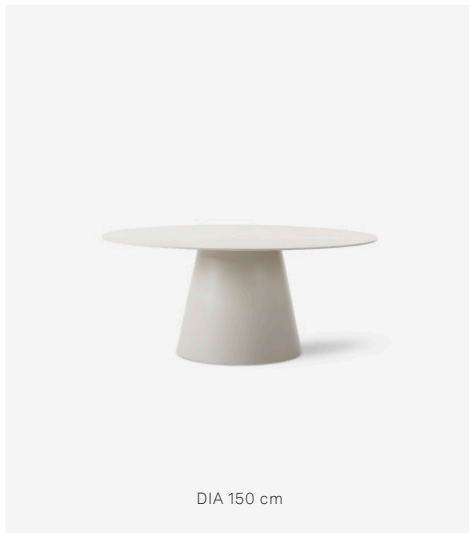
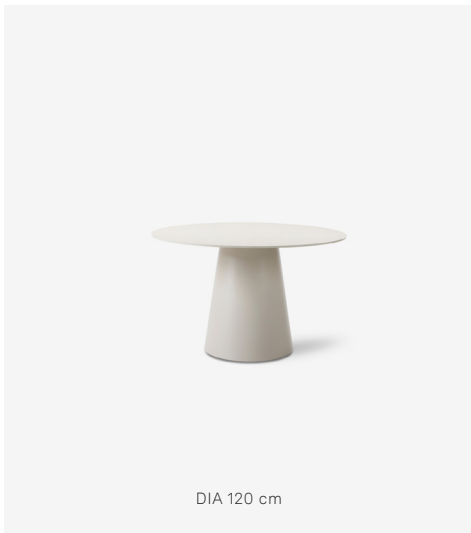


VINCENT SHEPPARD



Sandro collection

Product data sheet



MATERIALS

- frame aluminium
- frame finish powder coated
- top/finish ceramic

FRAME COLOURS

FRAME ALUMINIUM



DUNE
WHITE
A045

TOP FINISHES

TOP CERAMIC



FLINT
CERAMIC
K001

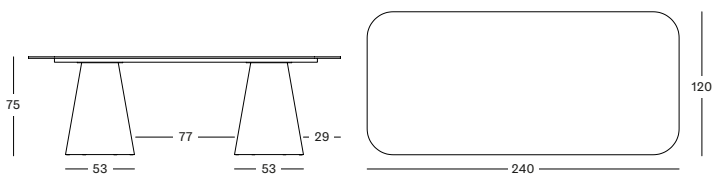
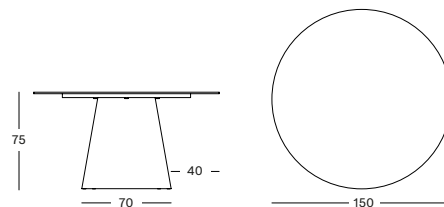
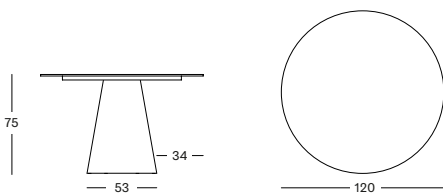


SHARDS
CERAMIC
K002



PORTLAND
CERAMIC
K003

DIMENSIONS



VARIANTS

	ITEM CODE	FINISH	PACKAGE DIMENSION (cm/inch)		CBM (m ³ /ft ³)		WEIGHT (kg/lb)	
Dia 120cm	GT032A045K001	dune white base / ceramic flint top	top: 125 x 125 x 6 base: 57 x 58 x 76	top: 49 x 49 x 2,5 base: 22 x 23 x 30	top: 0,09 base: 0,25	top: 3,3 base: 8,9	top: 41 base: 13,5	top: 90 base: 30
Dia 120cm	GT032A045K002	dune white base / ceramic shards top	top: 125 x 125 x 6 base: 57 x 58 x 76	top: 49 x 49 x 2,5 base: 22 x 23 x 30	top: 0,09 base: 0,25	top: 3,3 base: 8,9	top: 41 base: 13,5	top: 90 base: 30
Dia 120cm	GT032A045K003	dune white base / ceramic portland top	top: 125 x 125 x 6 base: 57 x 58 x 76	top: 49 x 49 x 2,5 base: 22 x 23 x 30	top: 0,09 base: 0,25	top: 3,3 base: 8,9	top: 41 base: 13,5	top: 90 base: 30
Dia 150cm	GT033A045K001	dune white base / ceramic flint top	top: 155 x 155 x 6 base: 73 x 73x 76	top: 61 x 61 x 2,5 base: 29 x 29 x 30	top: 0,14 base: 0,41	top: 5,1 base: 14,3	top: 55 base: 14,5	top: 121 base: 32
Dia 150cm	GT033A045K002	dune white base / ceramic shards top	top: 155 x 155 x 6 base: 73 x 73x 76	top: 61 x 61 x 2,5 base: 29 x 29 x 30	top: 0,14 base: 0,41	top: 5,1 base: 14,3	top: 55 base: 14,5	top: 121 base: 32
Dia 150cm	GT033A045K003	dune white base / ceramic portland top	top: 155 x 155 x 6 base: 73 x 73x 76	top: 61 x 61 x 2,5 base: 29 x 29 x 30	top: 0,14 base: 0,41	top: 5,1 base: 14,3	top: 55 base: 14,5	top: 121 base: 32
240 x120 cm	GT034A045K001	une white base / ceramic flint top	top: 245 x 125 x 6 base: 57 x 58 x 76	top: 96 x 49 x 2,5 base: 22 x 23 x 30	top: 0,18 base: 0,25	top: 6,5 base: 8,9	top: 88 base: 13,5	top: 194 base: 30
240 x120 cm	GT034A045K002	une white base / ceramic shards top	top: 245 x 125 x 6 base: 57 x 58 x 76	top: 96 x 49 x 2,5 base: 22 x 23 x 30	top: 0,18 base: 0,25	top: 6,5 base: 8,9	top: 88 base: 13,5	top: 194 base: 30
240 x120 cm	GT034A045K003	dune white base / ceramic portland top	top: 245 x 125 x 6 base: 57 x 58 x 76	top: 96 x 49 x 2,5 base: 22 x 23 x 30	top: 0,18 base: 0,25	top: 6,5 base: 8,9	top: 88 base: 13,5	top: 194 base: 30

MAINTENANCE AND CARE

CERAMIC

If you're looking for a material which requires little to no maintenance, yet offers maximum resistance, you would do well to involve ceramic. The material preserves the natural look of stone and offers top of the chart convenience. Cleaning the table with water and mild soap will do the trick!

ALUMINIUM

Aluminium has a self-protective layer, which prevents corrosion and makes this material very suitable for outdoor applications.

On top of that, it is super easy to maintain. A quick wash with a nonfoaming mild detergent every now and then is all it needs!